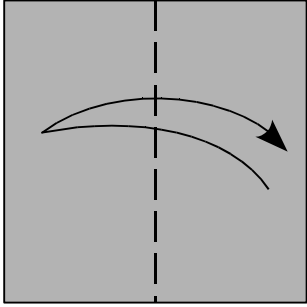
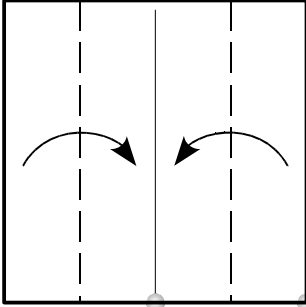
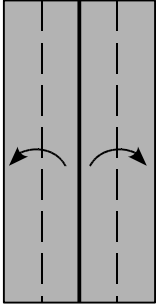
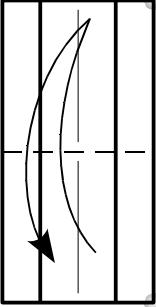
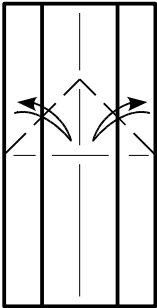
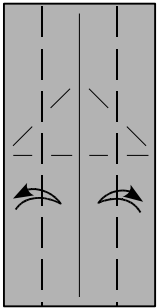
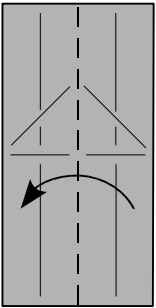
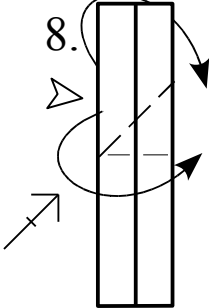
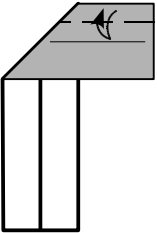
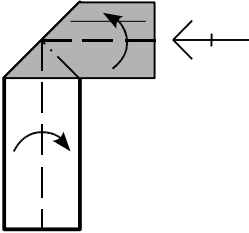
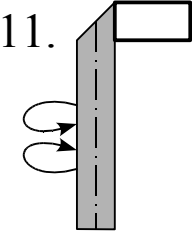
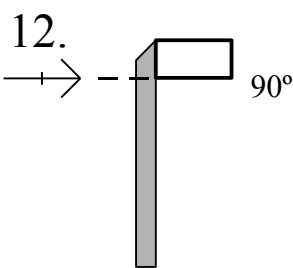



Spade and Garden Shovel

By Wensdy Whitehead

Recommended Paper: thin 3-6"
(75-150mm) paper-backed foil.

1. 
2. 
3. 
4. 
5. 
6. 
7. 
8. 
9. 
Pre-crease.
10. 
Swivel fold.
Repeat behind.
11. 
Mountain fold
to the inside.
Repeat behind.
12. 
Fold down front and back
to 90°, spread-squashing
the inner layer. Model
becomes 3D.
13. 
Dog-ear the
inner layers to
lock the end
together.

