

Pajarita

As Storigami

By Wensdy Whitehead

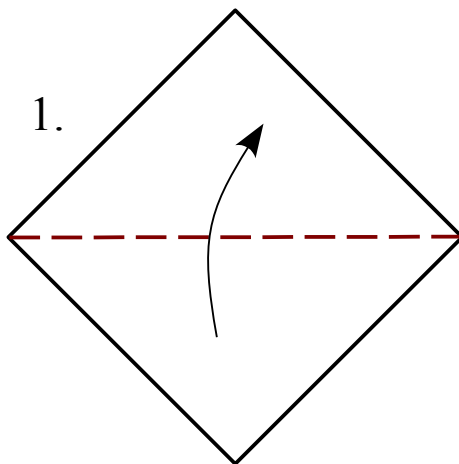
Recommended Paper: 6-9" (15cm) kami or copy paper depending on how far away the audience is.

A Little Bird-Watching

Fold

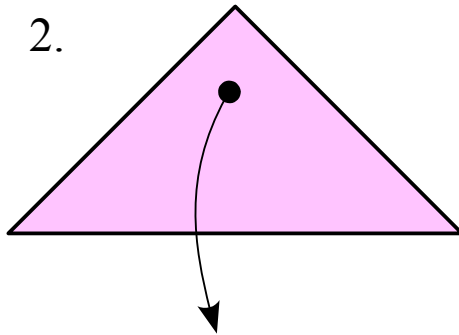
Storyline

Action



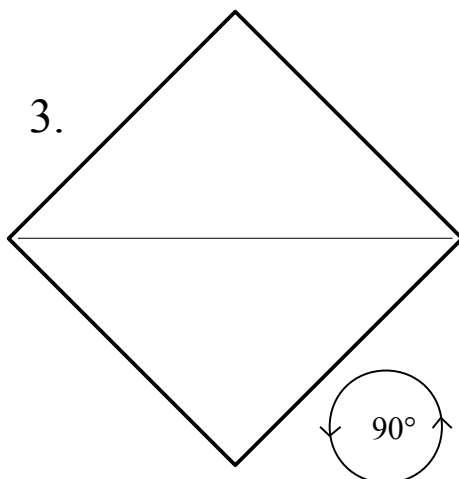
Some friends and I wanted to go bird-watching last weekend, but first we had to decide where to go. Should we climb a mountain...

Fold and show the mountain.



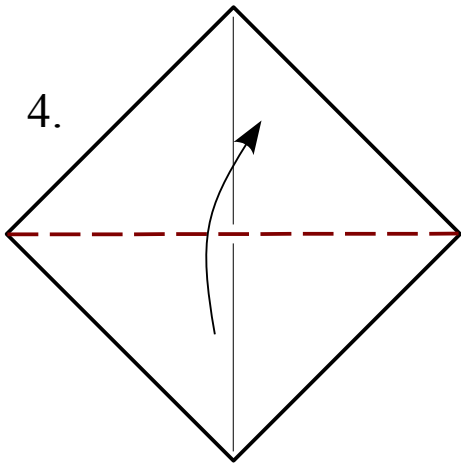
Or stick to flatland?

Unfold.



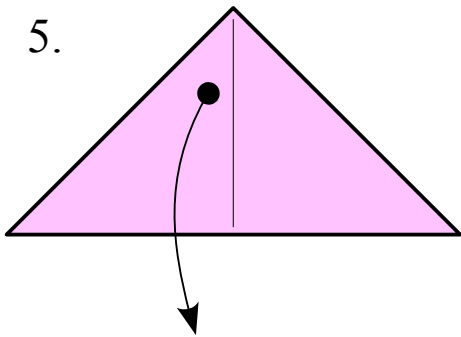
We talked about it for a quarter hour.

Rotate the paper one quarter turn.



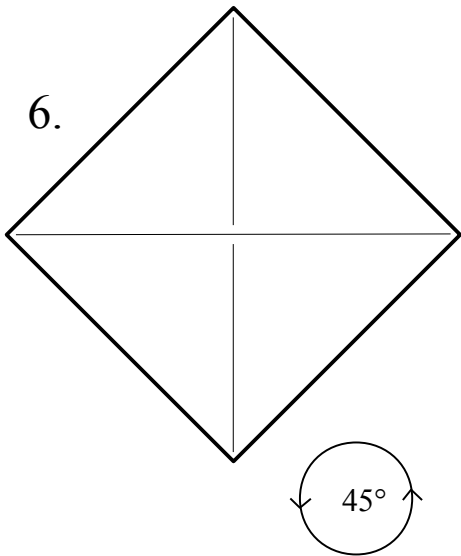
Finally we decided a mountain would give us the best view.

Fold and show another mountain.



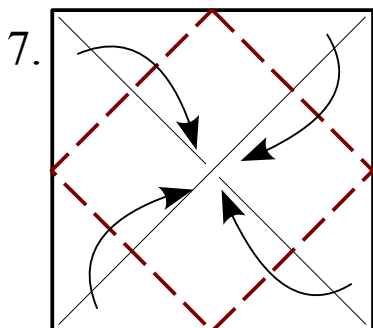
It was time to make our plans. First, we got out a map.

Unfold. Show the map.



But what was this 'X' on the map? 'X' marks the spot. Was it a treasure map?

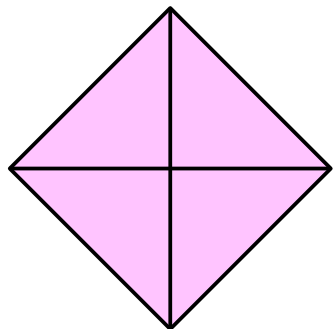
Rotate 45° and show the 'X.'



There was just one way to find out. We'd start our bird-watching at the 'X' the next morning and check out the map at the same time. That way we could kill two birds with one stone, but we had already chosen non-lethal methods.

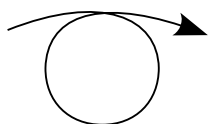
Blintz. (Fold all four corners to the center – meeting at the 'X'.)

8.

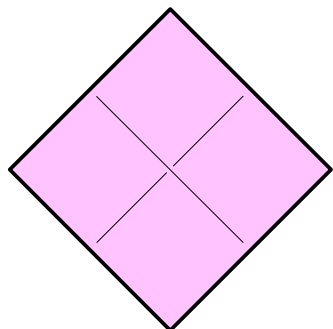


When we got there, we looked all around, but all we found was a large rock. When we turned it over, there was no treasure, but there was another clue. We needed to go to another spot on the map and look for an abandoned windmill.

Turn the paper over.



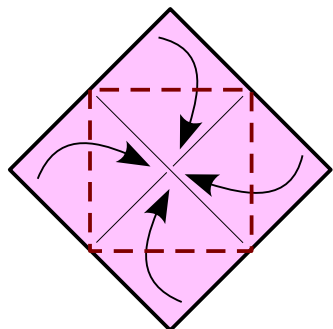
9.



I marked the new spot on the map with a second 'X.'

Show the 'X.'

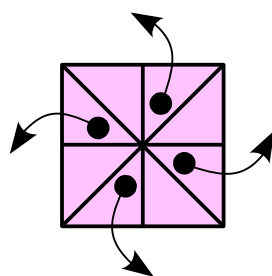
10.



Then all four of us went to the new spot to look for the treasure.

Blintz again. (Fold all four corners to the center to meet at the 'X'.)

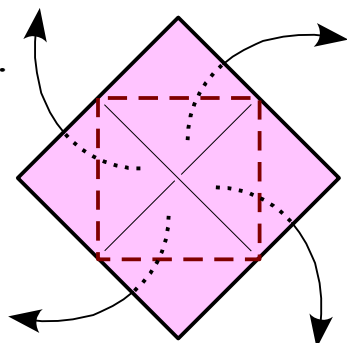
11.



When we thought we had reached the new spot, we didn't see any windmill, so we spread out to look.

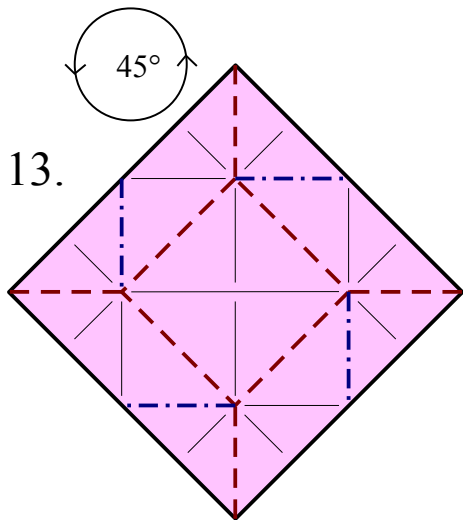
Unfold one blintz.

12.



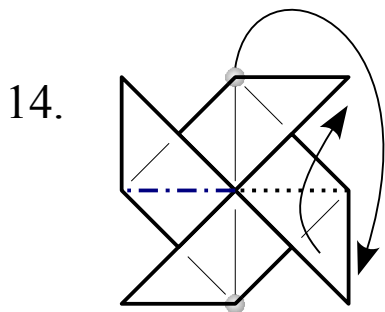
We still didn't find it, so we spread out a little further, but stayed within shouting distance.

Unfold the remaining blintz from behind. (Paper is now completely unfolded.)



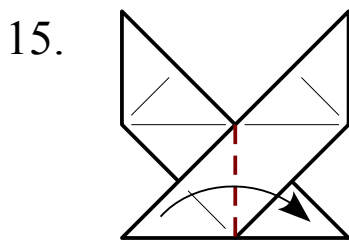
A shout rang out; someone had spotted the old windmill.

Collapse into a windmill base.



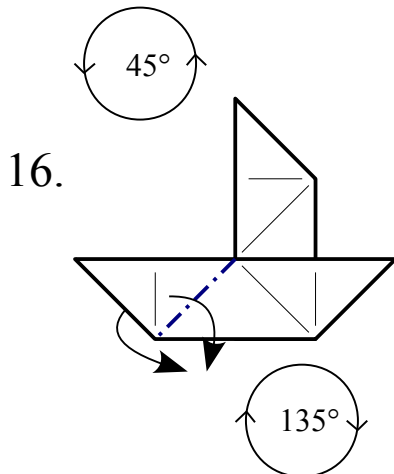
We searched around the windmill and found a beautiful glass chalice.

Mountain fold the marked spots together, letting the other vanes of the windmill move freely.



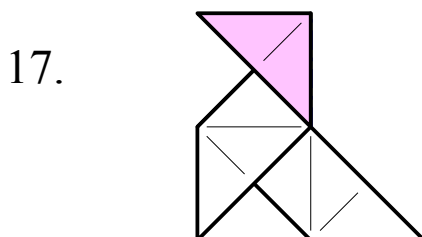
The chalice was decorated with a boat.

Page-turn one flap and rotate the model 45°.



But we simply could not pick it up. In the chalice was a nest with a little baby bird.

Outside-reverse (hood) fold to form the head. Rotate the model 135°.



If we touched the baby bird or the nest, the parents might smell people and be scared into abandoning them. Nobody wanted that! Nevertheless, seeing that little baby bird up close was truly a bird-watcher's treasure.

Show the pajarita.