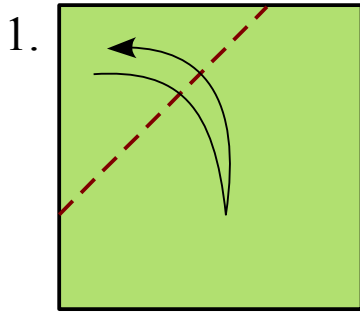


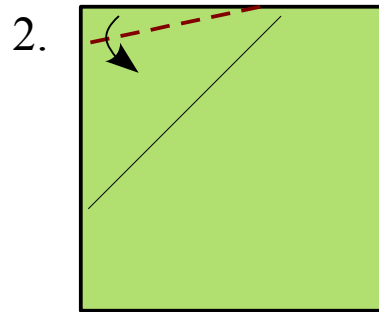
# Kentucky

Recommended Paper: kami (thin with contrasting front and back).

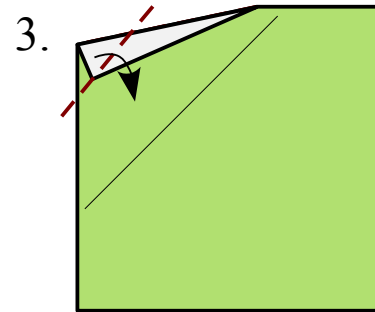
By Wensdy Whitehead



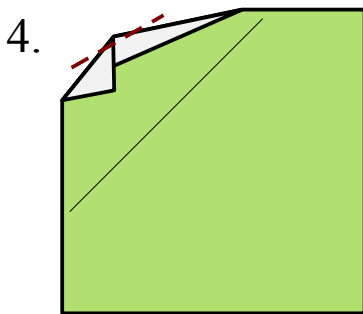
1. RAT fold at about 45°.



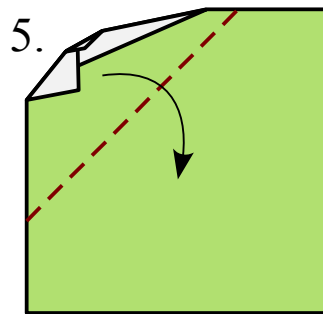
2. RAT fold.



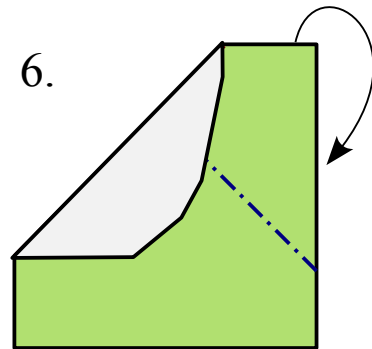
3. RAT fold.



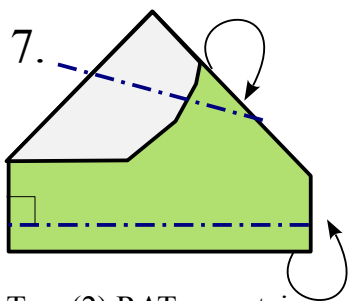
4. Tiny RAT fold to round the corner.



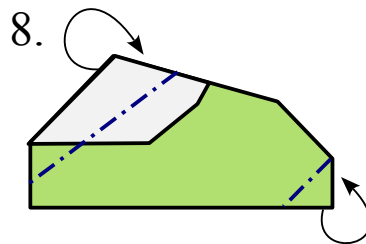
5. Reinstate the diagonal fold from step 1.



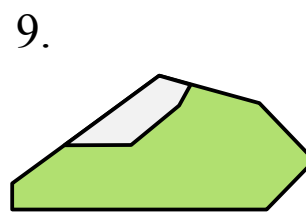
6. RAT mountain fold at about 45°.



7. Two (2) RAT mountain folds. The southern one is perpendicular to the sides.



8. Two (2) RAT mountain folds. The eastern one is at about 45°.



9. Done!