

Butterfly

As Storigami

Story by Wensdy Whitehead

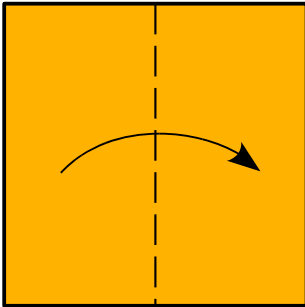
Recommended Paper: 6-9" (15cm) green copy paper depending on how far away the audience is. Smaller paper jumps better; larger is more visible.

Fold

Storyline

Action

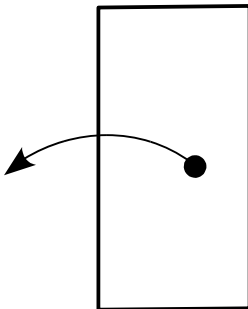
1.



Last May I found a book about butterflies.

Fold and show a book.


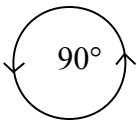
2.



Inside it had great photographs of all sorts of butterflies.

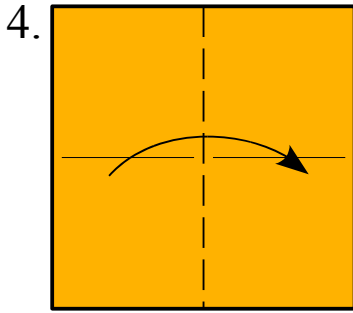
Unfold.

3.



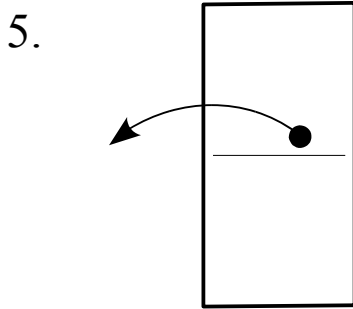
When I got to the last page, I looked at the clock on the wall. Quite a bit of time had passed, but it was not yet bedtime.

Rotate.



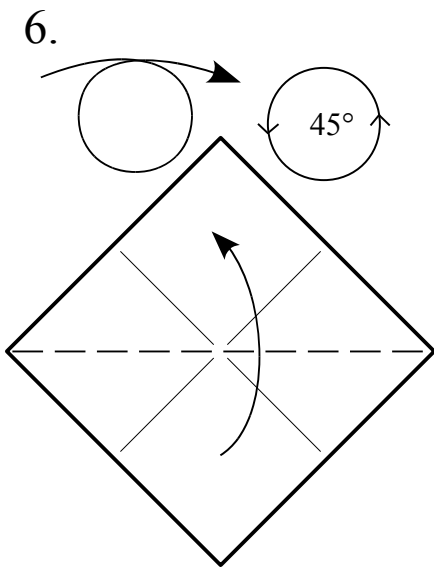
It was such a great book, that I looked for and found another book on butterflies...

Fold like a book again.



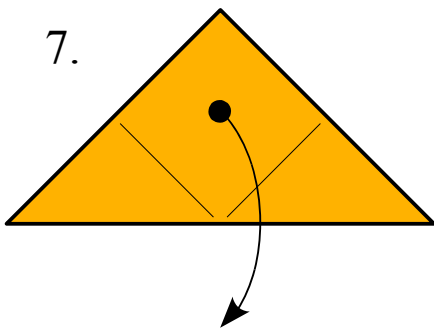
...and started to read it, too. Soon it was time for bed, but I was excited and wanted to find some real butterflies and maybe take some photographs of my own.

Unfold.



Butterflies don't come out at night, so I got up early the next morning and I hiked up a nearby mountain in search of butterflies...

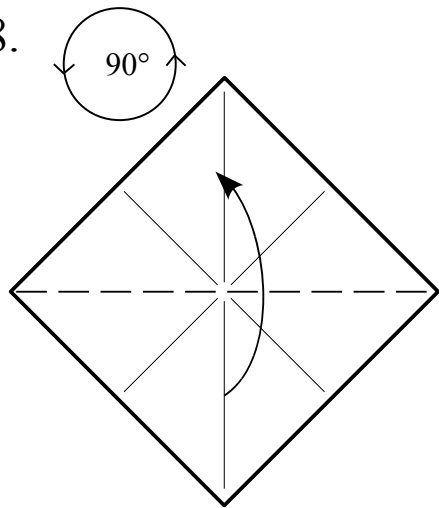
Fold a mountain.



...but I didn't see any, so I hiked back down and got out a map...

Unfold to climb back down the mountain.

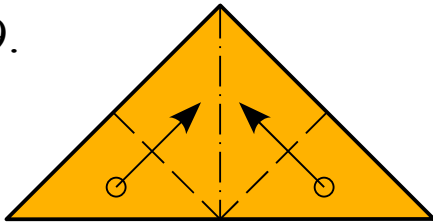
8.



...to a second mountain.

Flat, the paper is the map. Show the map or demonstrate looking at the map. Rotate and fold another mountain.

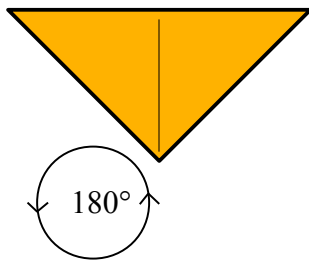
9.



I still did not see even one butterfly. Maybe a smaller mountain would be better. At least it would be easier and I was getting tired.

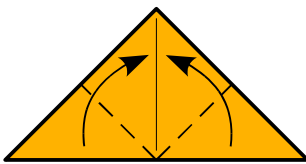
Collapse the water-bomb base...

10.



...and rotate 180° to show the smaller mountain.

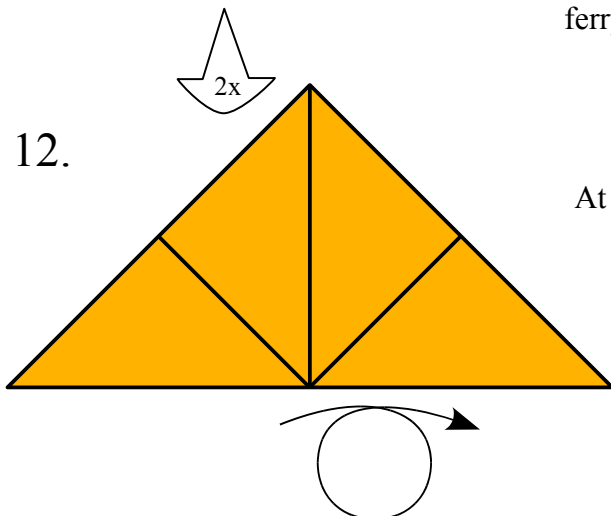
11.



It was out on an island, so I rested a little while crossing the water by ferry before I climbed to the top of the mountain. The other side looked promising, but I just had to climb back up the mountain again to find my way back to the boat launch and the ferry home.

Fold the sharp corners up to the top of the mountain.

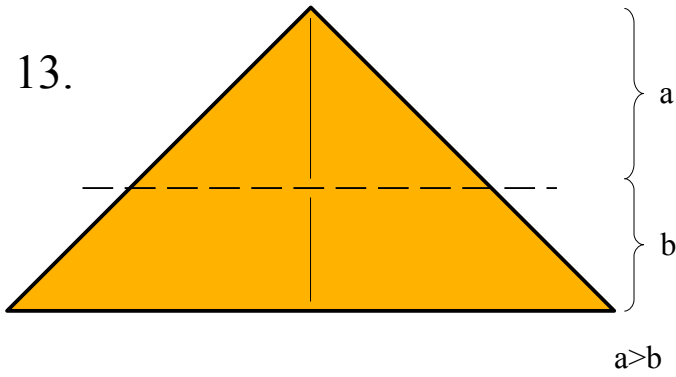
12.



At the top I looked around...

Turn the model over.

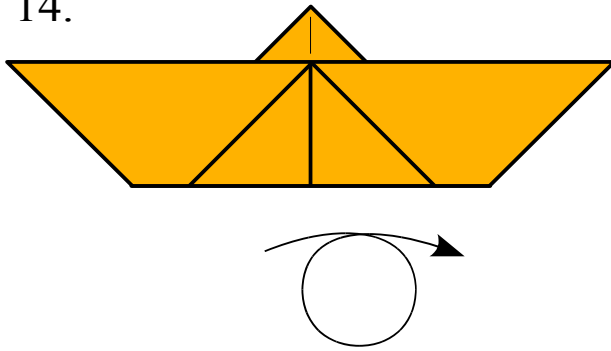
13.



...and I could see the boat leaving.

Fold the bottom edge straight upward, but leave the square corner peeking out from behind.

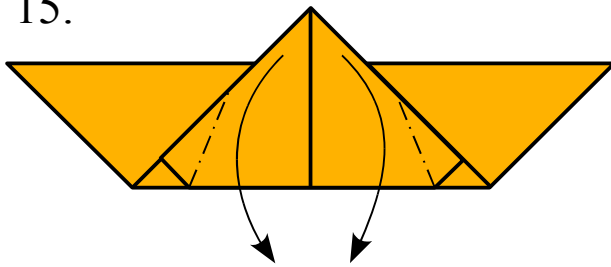
14.



...and I could see the boat leaving. It would be a while before the next ferry, so I went down to a field near the dock and found a comfortable spot.

Turn the model over.

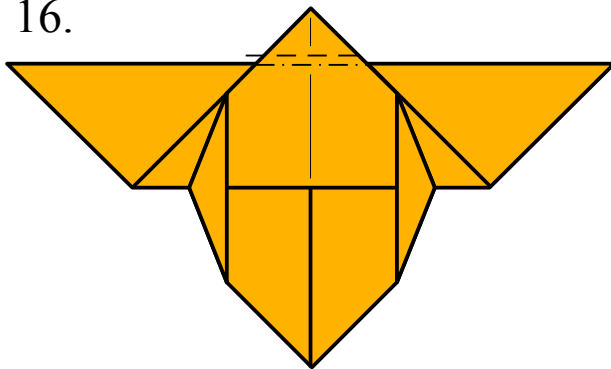
15.



After that long walk, it felt good to stretch out my legs under an old oak.

Bring the corners down using a squash fold.

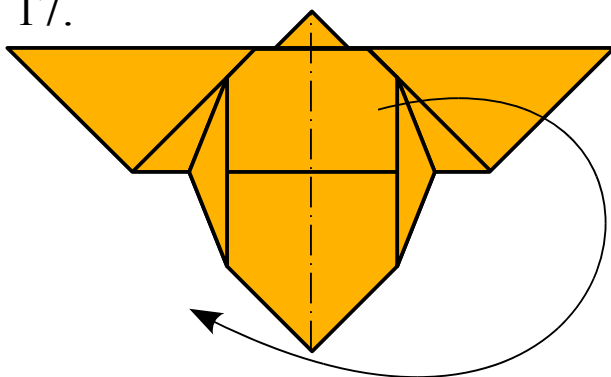
16.



I leaned back against the trunk, cushioning my head with my hands.

Make a small pleat to distinguish the head and hold layers of paper together.

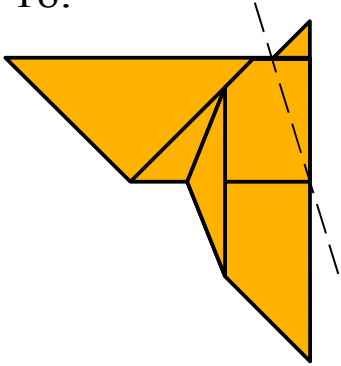
17.



Coming here took a while, but I guessed I had only taken about half the time until the next ferry. I thought I would rest for the other half.

Mountain fold in half.

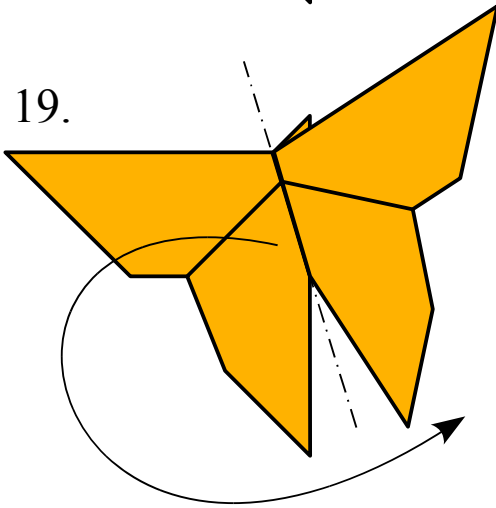
18.



I didn't though, because there
among the wildflowers...

Valley fold one wing.

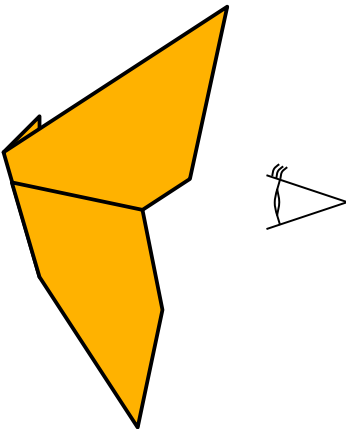
19.



...was not just one butterfly...

Mountain fold the
other wing to match.

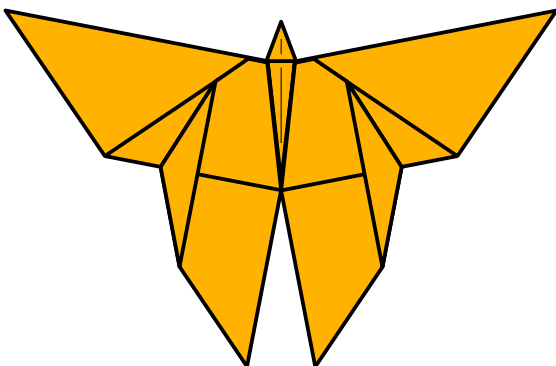
20.



But many!

Show the side view, then let
the wings open like they
want to do...

21.



Next time I'll spare my
sore feet and check the
fields of wildflowers *first!*

...and show the other
side.